

WELLVENE.COM

InterLift™

[Patent Pending]

Intervention & P&A Efficiency:
How the InterLift™ Optimised
UKCS Well Operations in 2025

Presented by: Kevin Giles, Commercial Manager



Intervention & P&A Efficiency

Define Efficiency

UKCS Well Operations 2025

Intervention

- Optimised Runs
- Technology
- Collaboration

P&A

- Time
- Cost
- Exposure



E-line Intervention 2025:
2:1 bias toward P&A

Slickline Intervention 2025:
3:1 bias toward P&A

Intervention & P&A Efficiency

Define Efficiency



Defining efficiency in the context of UK P&A

Unlike production activities, **P&A offers no return on investment**

20-25% OPEX simply moving & setting-up equipment rather than intervening in the well


Intervention & P&A Efficiency

InterLift™ Technology



Intervention & P&A Efficiency

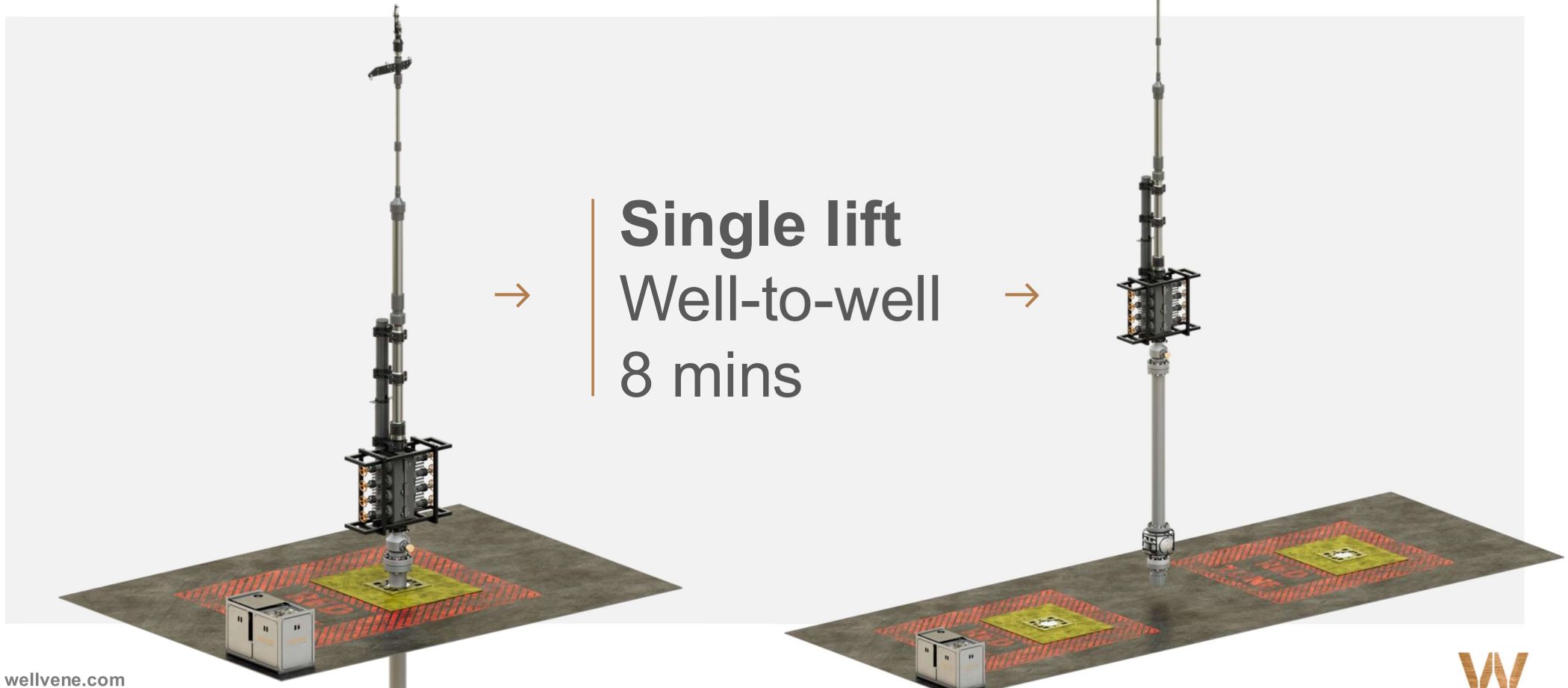
Safety By Design



Intervention & P&A Efficiency

Well-to-well Transfer

→ **Single lift**
Well-to-well
8 mins →



Intervention & P&A Efficiency

Measurable Time Savings



Example #1

- **4 x Wells** Slickline Intervention activity. First operations ever completed on the BOP deck
- **48hrs savings** vs conventional Wireline mast rig-up / rig-Down on patio deck above



Example #2

- **20 x Wells** Slickline pre-P&A activity
- **8 X Mins** Well-to-Well transfer
- **Significant reduction** in deck lifts
- **~200hrs savings** vs conventional method



Example #3

- **14 x Subsea Wells** E-line & Digital Slickline P&A'd - WDP2 activity so far (52 wells)
- **Eliminated Subsea** suspended lubricator
- **Quad BOP** for all conveyance types


Intervention & P&A Efficiency

Measurable Time Savings



Example #1

- **4 x Wells** Slickline Intervention activity. First operations ever completed on the BOP deck
- **48hrs savings** vs conventional Wireline mast rig-up / rig-Down on patio deck above



Example #2

- **20 x Wells** Slickline pre-P&A activity
- **8 X Mins** Well-to-Well transfer
- **Significant reduction** in deck lifts
- **~200hrs savings** vs conventional method



Example #3

- **14 x Subsea Wells** E-line & Digital Slickline P&A'd - WDP2 activity so far (52 wells)
- **Eliminated Subsea** suspended lubricator
- **Quad BOP** for all conveyance types

Intervention & P&A Efficiency

Measurable Time Savings




Example #1

- **4 x Wells** Slickline Intervention activity. First operations ever completed on the BOP deck
- **48hrs savings** vs conventional Wireline mast rig-up / rig-Down on patio deck above



Example #2

- **20 x Wells** Slickline pre-P&A activity
- **8 X Mins** Well-to-Well transfer
- **Significant reduction** in deck lifts
- **~200hrs savings** vs conventional method



Example #3

- **14 x Subsea Wells** E-line & Digital Slickline P&A'd - WDP2 activity so far (52 wells)
- **Eliminated Subsea** suspended lubricator
- **Quad BOP** for all conveyance types

Intervention & P&A Efficiency

The Next Step

InterFrame™

- Lightweight ~3 Tons
- Small footprint
- Screw-Jack lifting mechanism
- Built-in access platform
- Built-in fall arrestor mast
- E-line / Slickline compatible
- Max 18m 6-5/8" Lubricator
- 70 knot wind rated



Intervention & P&A Efficiency

The Next Step

InterFrame™

- Lightweight ~3 Tons
- Small footprint
- Screw-Jack lifting mechanism
- Built-in access platform
- Built-in fall arrestor mast
- E-line / Slickline compatible
- Max 18m 6-5/8" Lubricator
- 70 knot wind rated



Questions..

Presented by: Kevin Giles, Commercial Manager

